


# SAPPHIRE Bariatrics MATTRESS SYSTEM

Shown here is the Sapphire 1100EC  
(Extended Capacity)  
Bariatric Low-Air-Loss Mattress System.



## Sapphire Comfort Turn®

Continuous Lateral Rotation Therapy




The Sapphire Comfort Turn® combines True Low Air-Loss with Full Body Lateral Rotation capabilities in a complete mattress replacement system. The microprocessor controlled blower unit features up to a 40 degree "Full Turn," "Left Turn" and "Right Turn" modes of rotation. Additional features include: "Static" for stationary low air loss therapy, "Auto Firm" for rapid inflation and easy patient transfer and "Lockout" to maintain caregiver settings without accidental interruptions. The entire system is portable and fits most standard medical bed frames.

- True Low Air Loss
- Full body lateral rotation
- Dual Modes of Therapy: Static Low Air Loss and Continuous Lateral Rotation w/ Low Air Loss
- Turn & Hold feature allows the care giver to rotate the patient to the left or right
- Variable rotation cycle times from 3 to 90 minutes
- Replaces existing mattress
- Medicare Approved: EO277

## Sapphire 1100EC

Enhanced Capacity



The Sapphire 1100EC is a complete mattress replacement system that sets a new standard for pressure relief surfaces in bariatric rehabilitation. The 1100EC features high strength air cushions which are vented to provide True Low Air Loss therapy. The air cells rest on a 2" covered foam safety pad for added patient protection during power outage or patient transfer. Digital technology allows the alternation cycle time, the pressure settings and the mode of operation to be changed with the touch of a button.

- Weight capacity of 1000lbs
- Dual Modes of Therapy: Static Low Air Loss and Alternating Low Air Loss
- True Low Air Loss
- Reinforced mattress construction
- 39", 42", 48", 54", & 60" widths available
- Waterproof and vapor permeable top cover provides low friction/shear
- Medicare Approved: EO277

## Healthcare Rental Solutions


Specialty Medical  
Equipment, LLC

*Addressing The Needs of Every Patient*

50 Kerry Place  
Norwood, MA 02062  
Tel. 781-844-5929  
Fax. 781-297-8379

[www.specialtymedicequipment.com](http://www.specialtymedicequipment.com)


# SAPPHIRE Bariatrics MATTRESS SYSTEM



## Sapphire 475 4" Alternating Overlay Surface

The Sapphire 475 sets a new standard for cost effective treatment and prevention of pressure sores. Provides a gentle 2 to 1 alternating action to maximize patient rehabilitation comfort. An exceptionally quiet control unit is user friendly and attaches to the foot board of most hospital beds. It distributes 8 liters of air per minute and the alternating cycle time is 10 minutes. Mattress is covered with a quilted nylon comforter specifically designed to prevent friction and shear.

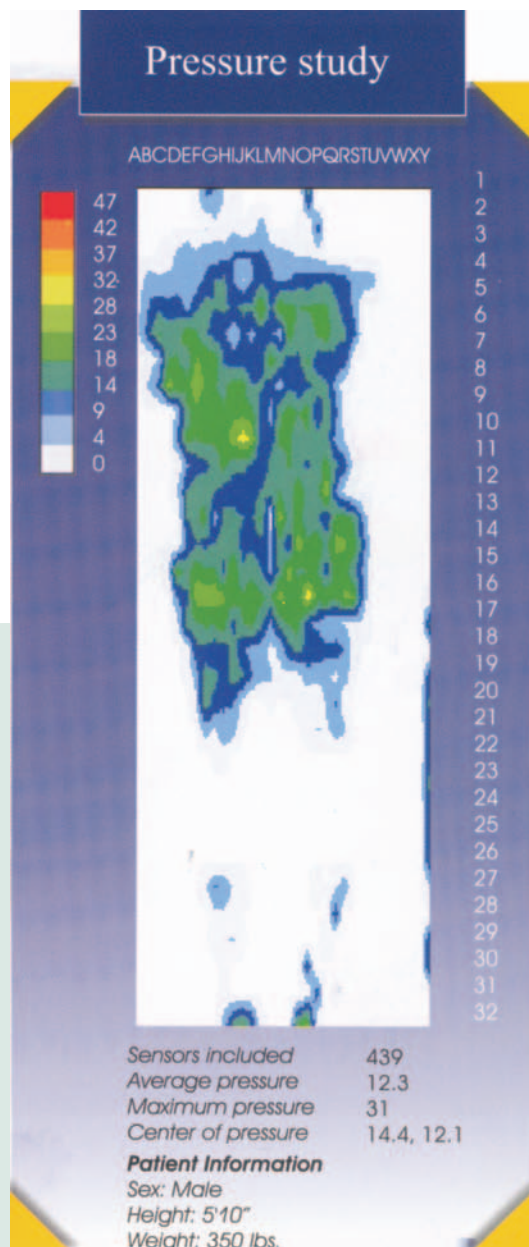
- New control unit with enhanced quality and performance
- Alternating pressure
- Adjustable pressure settings
- Fits on existing mattress
- 22 4"-high strength air cushions
- Rapid inflate/deflate is available
- Medicare Approved: EO372



## Sapphire 1100 8" Alternating Low Air Loss Mattress

The Sapphire 1100 combines True Low Air Loss with a unique 1 in 3 Alternation in a complete mattress replacement system. It has a domestic mattress that features high strength air cells which are vented to provide True Low Air Loss therapy. The quilted top cover is waterproof, highly vapor permeable and completely machine washable. The entire system is portable and fits on most standard medical bed frames.

- Dual modes of therapy: Static Low Air Loss and Alternating Low Air Loss
- True Low Air Loss technology diffuses over 100 liters of air per minute under the patient
- Unique 1 in 3 true alternation
- Waterproof and vapor permeable top cover provides low friction/shear
- Patented CPR Release
- 600 lbs weight capacity
- Medicare Approved: EO277



**Please Note:** The above pressure study was conducted using the Sapphire 1100EC mattress.

## Healthcare Rental Solutions

Specialty Medical  
Equipment, LLC

Addressing The Needs of Every Patient

50 Kerry Place  
Norwood, MA 02062  
Tel. 781-844-5929  
Fax. 781-297-8379

www.specialtymedicequipment.com