

Maxxum Series Low Beds



QD 8100 Series
77/8" - 28"

Specifications	QD 8100 Series	QD 8250 Series
Length (Including Bumper)	88"	88"
Length (Deck)	80"	80"
Width (Deck)	35"	35"
Deck Height - Low	77/8"	77/8"
Deck Height - High	28"	30"
Weight Capacity	500 lbs.	500 lbs.


NOTE: Shorter beds are also available.




- Main frame mounted trapeze.




- Hand control
- Individual Motor Lockout
- Foot end controls



- Bed extender and offset head/foot board brackets
- Bed extender pad



- Bed travels virtually straight up and down



- DC motor and control
- Battery back-up and charger




- A wide variety of pressure reduction mattresses for MAXXUM series beds.



- Transport/storage dollies



- Perforated pan or orthopedic grid deck



- 1/2 head, 1/2 foot or 3/4 length side rails
- Assist Bar
- Side rail pads

Healthcare Rental Solutions

Specialty Medical
Equipment, LLC

Addressing The Needs of Every Patient

50 Kerry Place
Norwood, MA 02062
Tel. 781-844-5929
Fax. 781-297-8379

www.specialtymedicequipment.com